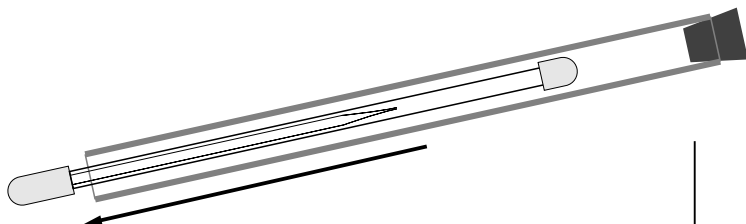
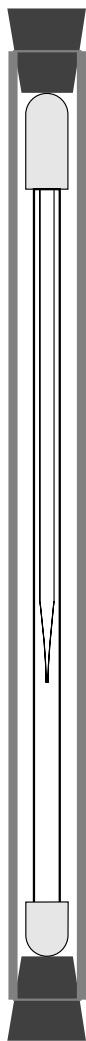


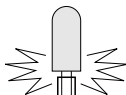


Unpacking μ Tip™ Pipettes




1. Unplug end of plastic shipping tube and slide out the inner pack containing the pipette.

2. Hold pipette here →
and here. →



3. Carefully separate protective glass sleeve from the long rubber plug. Hold in vertical position, as shown.

5. Carefully separate pipette from rubber plug. Pipette is ready to use.



4. Holding rubber plug, allow glass sleeve to drop away. Do not attempt to slide sleeve off of pipette — you are certain to touch and damage the delicate tip.



World Precision Instruments, Inc.

175 Sarasota Center Boulevard • Sarasota, FL 34240 USA

Telephone: 941-371-1003 • Fax: 941-377-5428 • E-mail: wpi@wpiinc.com